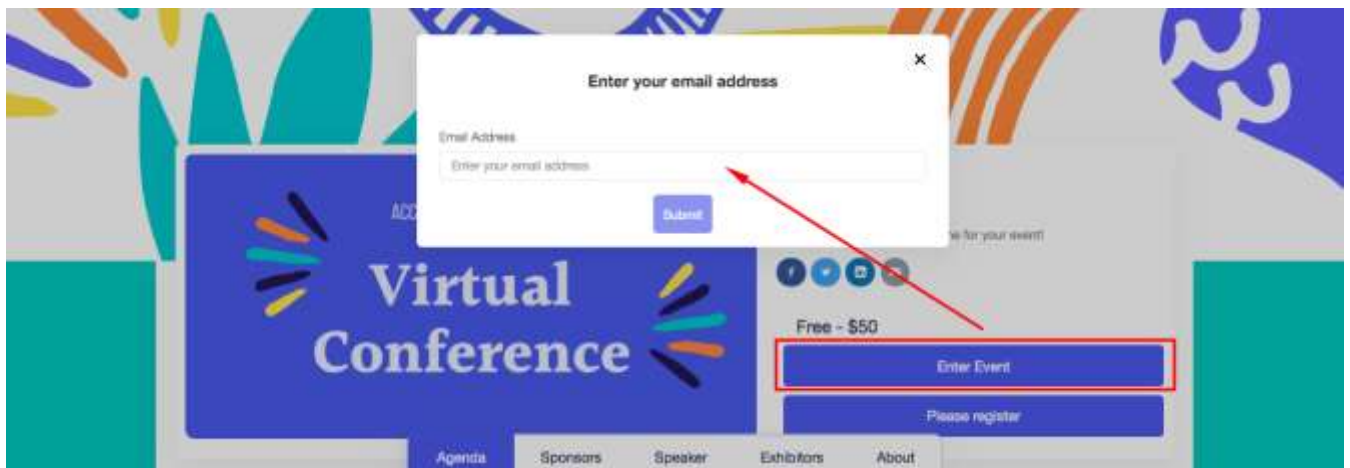




**REGISTER HERE:** <https://www.accelevents.com/e/SpringHangWithAANGNetworkingNight>

### Entering the Event

- Access the event page on your browser. You can check the confirmation email that is sent to you and click the “View Event Details” button to be redirected to the event page.
- Click the “Enter” button to enter the VIRTUAL EVENT HUB. The button should be visible 30 minutes before the start of the event.
- Enter the email address you used to register and enter a password, then click Submit. You should be redirected to the VIRTUAL EVENT HUB. This is where our event takes place.



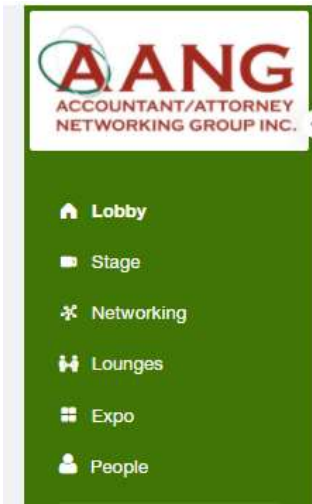
**At 4pm, visit the Main Stage for a welcome message from**

**AANG President Anthony P. Mariani, CPA**

## Networking is more important than ever!

You will have the ability to join a virtual networking experience on camera!

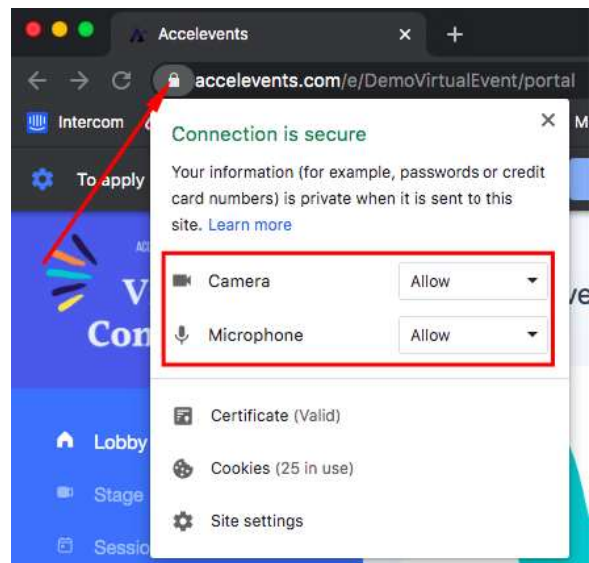
Click on the **Networking** tab to get started!



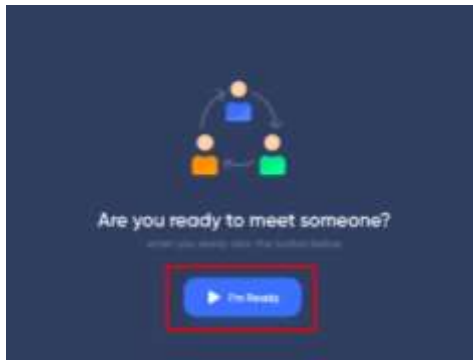
- Attendees will be randomly matched for a one-on-one timed video chat lasting 4 minutes.
- Pay attention to the timer so you can share your contact information on the side chat or set up a time to meet at a later date
- Once the clock runs out, you can re-join to chat with a new connection
- If it's someone you already know, it's ok to excuse yourselves and try again for another connection
- These sessions will be available for the duration of the event
- NEW! Check out the themed **LOUNGES** to hang on-camera in a group



**IMPORTANT:** To enable your cameras and microphones to ensure that you can network with no issues, **click the lock** in the networking Sessions URL bar. Make sure that you enable your cameras and microphones to ensure that you can network with no issues. If you enter the session and your camera is not working in the URL bar click the lock next to the URL. Make sure that you allow the camera and microphone, see below for reference:



When you are ready to start matching with people click **I'm ready**



You will have 4 minutes, so make sure you watch the timer on the top and exchange contact information before it ends!

## The People Page – Keeping Track of Your Connections

When you visit the “People” tab on the left-hand side of the Virtual Event Hub, you will see everyone who’s attending the event. From here, you can send an invitation to connect. If the request is accepted, the now Connected attendees can request and set up a 1:1 video meeting with each other during the event or share contact information to use post-event.

[CLICK HERE TO SEE HOW TO CONNECT WITH OTHER ATTENDEES](#)



We  Our Sponsors!

Click on the EXPO tab on the left side of the screen to connect with the sponsors, learn about their businesses & more!

If you experience any issues on the day of the event, contact [Hillary@HillaryNeedleEvents.com](mailto:Hillary@HillaryNeedleEvents.com), 516-993-4056